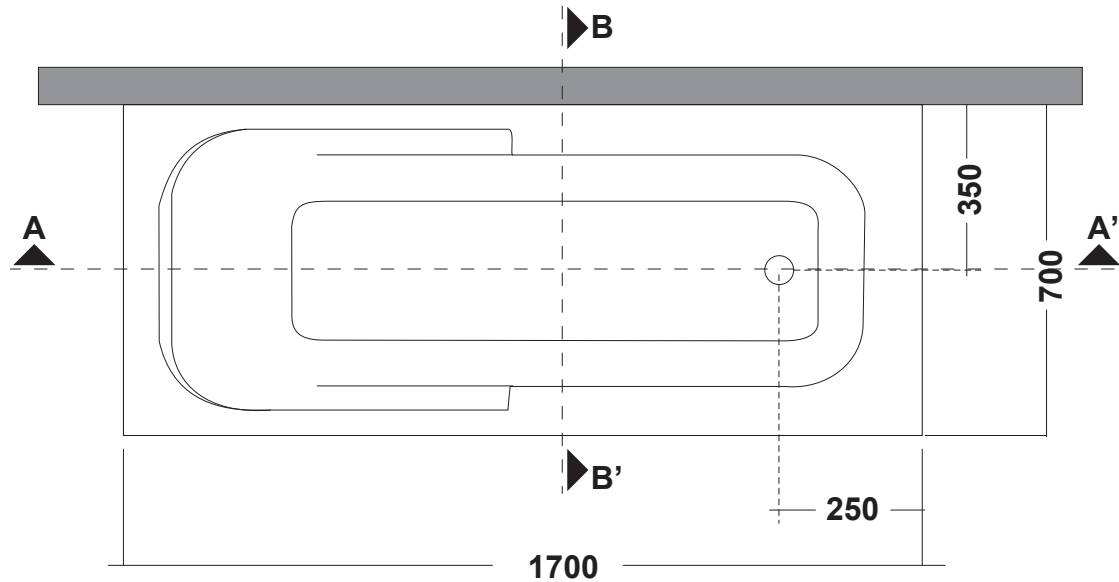


VASCA IN ACRILICO DX 170X70

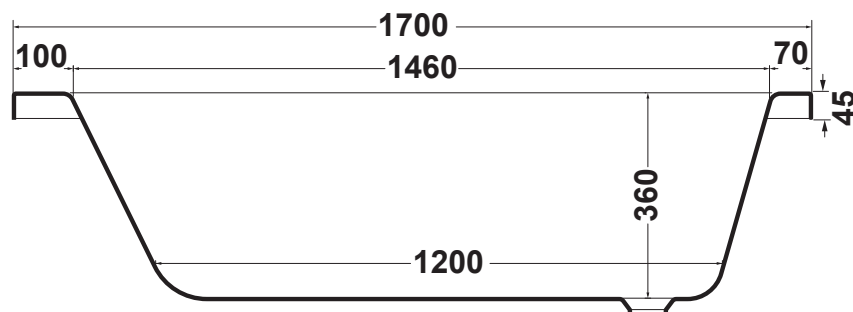
ACRYLIC BATHTUB RX 170X70

DATI TECNICI

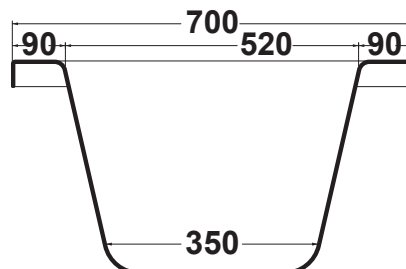
TECHNICAL INFO



Vista in pianta  
plan view



Sezione A/A'  
Section A/A'



Sezione B/B'  
Section B/B'



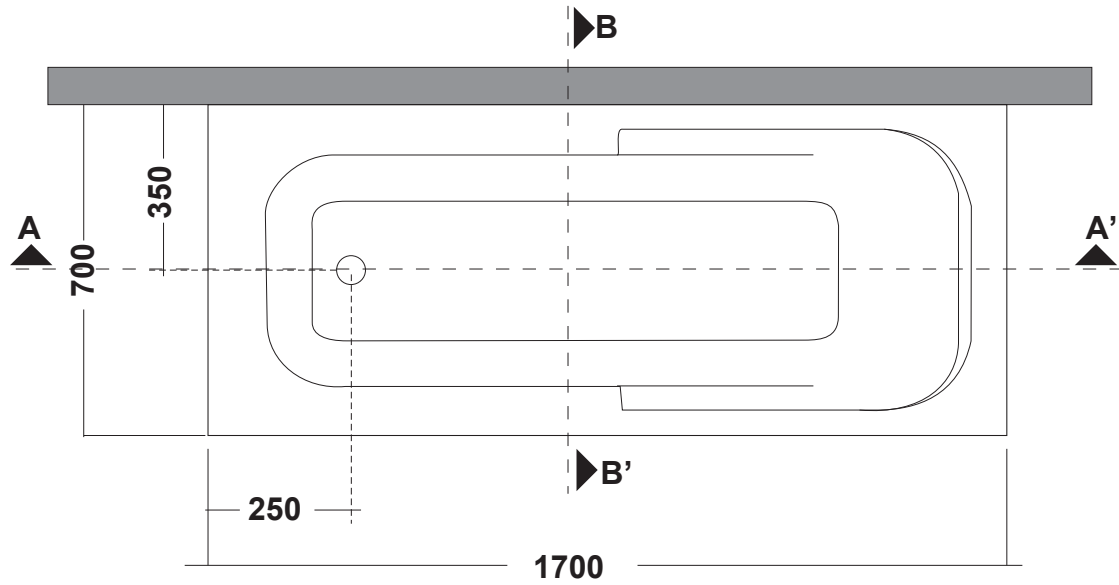
### VASCA IN ACRILICO DX 170X70

### DATI TECNICI

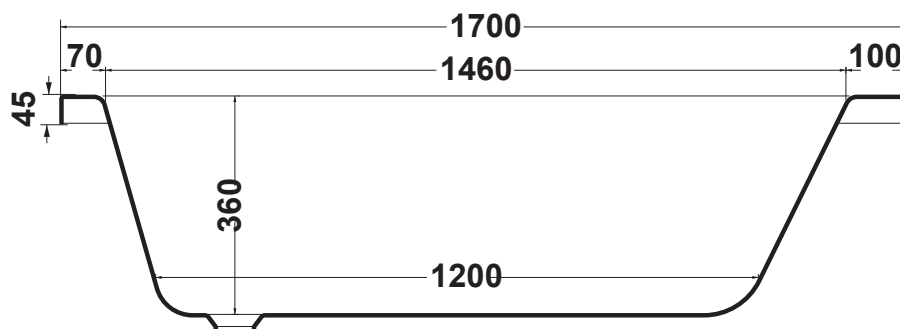
ACRYLIC BATHTUB RX 170X70

TECHNICAL INFO

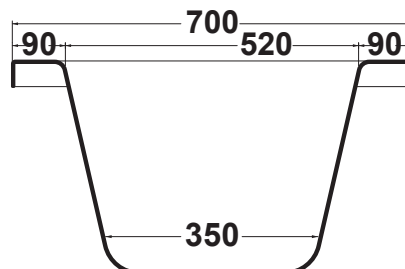
I	CARATTERISTICHE IDRAULICHE	CARATTERISTICHE ELETTRICHE	REQUISITI DI PREINSTALLAZIONE	COMBINAZIONI RUBINETTERIA
<p><b>N.B. L'INSTALLAZIONE DEVE AVVENIRE A PAVIMENTO E PARETI FINITE</b></p> <p>Peso netto: <b>Kg 55</b>                      Peso spedizione: <b>Kg 62</b>                      Volume spedizione: <b>m3 = 0,936</b>                      Contenuto acqua: <b>Lt 130</b></p>	Numero jets: 6	V 220/240	C : Allaccio acqua calda rubinetteria parete: 1/2"	C F : Rubinetteria parete ● ●
		HZ 50/60	F : Allaccio acqua fredda rubinetteria parete: 1/2"	
		KW 0.78	CB : Allaccio acqua calda bordo vasca: 1/2"	CB BF: Rubinetteria bordo vasca ■ ■
		A 4,5	FB : Allaccio acqua fredda bordo vasca: 1/2"	
			T : Allaccio miscelatore per erogazione da troppopieno: 1/2"	
			S : Allaccio scarico incassato a pavimento: 1-1/2"	
			E : Allaccio elettrico idromassaggio IPX5	
GB	WATER SYSTEM SPECIFICATION	POWER SYSTEM SPECIFICATION	CONDITION REQUIRED BEFORE THE INSTALLATION	TAPS COMBINATION
<p><b>N.B. THE INSTALLATION MUST BE CARRIED OUT WITH FLOOR AND WALLS ALRESDY TILED</b></p> <p>Net weight: <b>Kg 55</b>                      total weight with package: <b>Kg 62</b>                      Volume with package: <b>m3 = 0,936</b>                      Water capacity: <b>Lt 130</b></p>	Numero jets: 6	V 220/240	C : Wall taps outlet for hot water: 1/2"	C F : Wall taps ● ●
		HZ 50/60	F : Wall taps outlet for cold water: 1/2"	
		KW 0.78	CB : Bath edge taps outlet for hot water: 1/2"	CB BF: Bath edge taps ■ ■
		A 4,5	FB : Bath edge taps outlet for cold water: 1/2"	
			T : Single outlet for mixed water to supply by overflowing: 1/2"	
			S : Drainage outlet installed in the floor: 1-1/2"	
			E : Power outlet for the wirpool IPX5	
F	WATER SYSTEM SPECIFICATION	POWER SYSTEM SPECIFICATION	CONDITION REQUIRED BEFORE THE INSTALLATION	TAPS COMBINATION
<p><b>N.B. THE INSTALLATION MUST BE CARRIED OUT WITH FLOOR AND WALLS ALRESDY TILED</b></p> <p>Net weight: <b>Kg 55</b>                      total weight with package: <b>Kg 62</b>                      Volume with package: <b>m3 = 0,936</b>                      Water capacity: <b>Lt 130</b></p>	Numero jets: 6	V 220/240	C : Wall taps outlet for hot water: 1/2"	C F : Wall taps ● ●
		HZ 50/60	F : Wall taps outlet for cold water: 1/2"	
		KW 0.78	CB : Bath edge taps outlet for hot water: 1/2"	CB BF: Bath edge taps ■ ■
		A 4,5	FB : Bath edge taps outlet for cold water: 1/2"	
			T : Single outlet for mixed water to supply by overflowing: 1/2"	
			S : Drainage outlet installed in the floor: 1-1/2"	
			E : Power outlet for the wirpool IPX5	



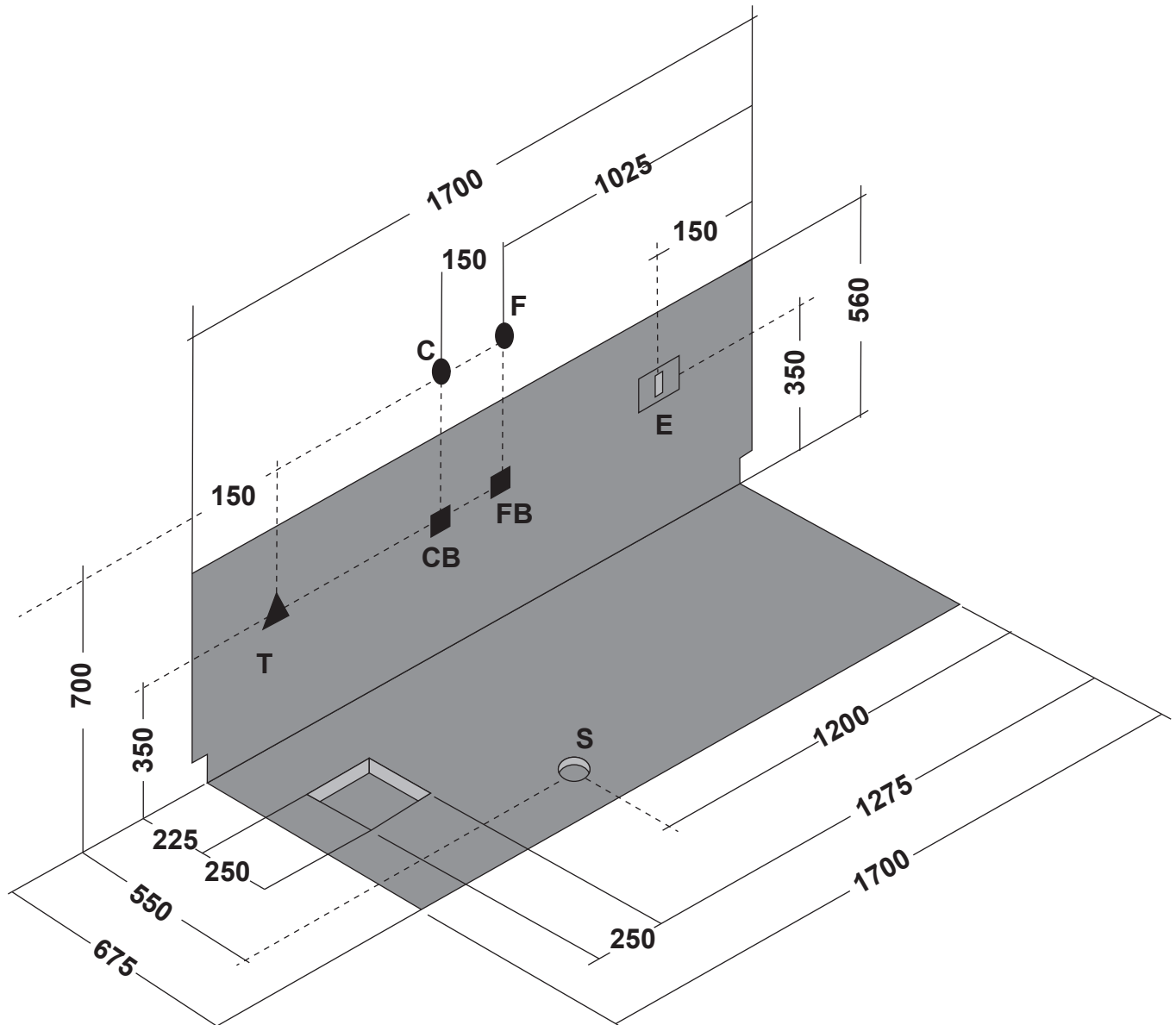
Vista in pianta  
plan view



Sezione A/A'  
Section A/A'



Sezione B/B'  
Section B/B'



### Ingombro vasca proiettato nel muro

Bath overall dimensions as projected on the wall

### VASCA IN ACRILICO SX 170X70

### DATI TECNICI

ACRYLIC BATHTUB LX 170X70

TECHNICAL INFO

I	CARATTERISTICHE IDRAULICHE	CARATTERISTICHE ELETTRICHE	REQUISITI DI PREINSTALLAZIONE	COMBINAZIONI RUBINETTERIA
<p><b>N.B. L'INSTALLAZIONE DEVE AVVENIRE A PAVIMENTO E PARETI FINITE</b></p>	<p>Numero jets: 6</p>	<p>V 220/240</p>	<p>C : Allaccio acqua calda rubinetteria parete: 1/2"</p>	<p>C F : Rubinetteria parete ● ●</p>
<p>Peso netto: <b>Kg 55</b></p>		<p>HZ 50/60</p>	<p>F : Allaccio acqua fredda rubinetteria parete: 1/2"</p>	<p>CFT: Rubinetteria parete con erogazione troppopieno ● ● ●</p>
<p>Peso spedizione: <b>Kg 62</b></p>		<p>KW 0.78</p>	<p>CB : Allaccio acqua calda bordo vasca: 1/2"</p>	<p>CB BF: Rubinetteria bordo vasca ■ ■</p>
<p>Volume spedizione: <b>m3 = 0,936</b></p>		<p>A 4,5</p>	<p>FB : Allaccio acqua fredda bordo vasca: 1/2"</p>	
<p>Contenuto acqua</p>		<p>T : Allaccio miscelatore per erogazione da troppopieno: 1/2"</p>	<p>S : Allaccio scarico incassato a pavimento: 1-1/2"</p>	
<p></p>		<p>E : Allaccio elettrico idromassaggio</p>	<p>IPX5</p>	
GB	WATER SYSTEM SPECIFICATION	POWER SYSTEM SPECIFICATION	CONDITION REQUIRED BEFORE THE INSTALLATION	TAPS COMBINATION
<p><b>N.B. THE INSTALLATION MUST BE CARRIED OUT WITH FLOOR AND WALLS ALRESDY TILED</b></p>	<p>Numero jets: 6</p>	<p>V 220/240</p>	<p>C : Wall taps outlet for hot water: 1/2"</p>	<p>C F : Wall taps ● ●</p>
<p>Net weight: <b>Kg 55</b></p>		<p>HZ 50/60</p>	<p>F : Wall taps outlet for cold water: 1/2"</p>	<p>CFT: Wall taps with water supply by overflowing ● ● ●</p>
<p>total weight with package: <b>Kg 62</b></p>		<p>KW 0.78</p>	<p>CB : Bath edge taps outlet for hot water: 1/2"</p>	<p>CB BF: Bath edge taps ■ ■</p>
<p>Volume with package: <b>m3 = 0,936</b></p>		<p>A 4,5</p>	<p>FB : Bath edge taps outlet for cold water: 1/2"</p>	
<p>Water capacity</p>		<p>T : Single outlet for mixed water to supply by overflowing: 1/2"</p>	<p>S : Drainage outlet istalled in the floor: 1-1/2"</p>	
<p></p>		<p>E : Power outlet for the wirpool</p>	<p>IPX5</p>	
F	WATER SYSTEM SPECIFICATION	POWER SYSTEM SPECIFICATION	CONDITION REQUIRED BEFORE THE INSTALLATION	TAPS COMBINATION
<p><b>N.B. THE INSTALLATION MUST BE CARRIED OUT WITH FLOOR AND WALLS ALRESDY TILED</b></p>	<p>Numero jets: 6</p>	<p>V 220/240</p>	<p>C : Wall taps outlet for hot water: 1/2"</p>	<p>C F : Wall taps ● ●</p>
<p>Net weight: <b>Kg 55</b></p>		<p>HZ 50/60</p>	<p>F : Wall taps outlet for cold water: 1/2"</p>	<p>CFT: Wall taps with water supply by overflowing ● ● ●</p>
<p>total weight with package: <b>Kg 62</b></p>		<p>KW 0.78</p>	<p>CB : Bath edge taps outlet for hot water: 1/2"</p>	<p>CB BF: Bath edge taps ■ ■</p>
<p>Volume with package: <b>m3 = 0,936</b></p>		<p>A 4,5</p>	<p>FB : Bath edge taps outlet for cold water: 1/2"</p>	
<p>Water capacity</p>		<p>T : Single outlet for mixed water to supply by overflowing: 1/2"</p>	<p>S : Drainage outlet istalled in the floor: 1-1/2"</p>	
<p></p>		<p>E : Power outlet for the wirpool</p>	<p>IPX5</p>	